

INDUSTRIAL METAL STORAGE CABINETS



Dealer Contact



48" and 60" Wide Cabinets - Our Best Seller!



Series 248

- Galvanized steel construction provides strength, durability and corrosion resistance.
- Our engineered frames have a double offset for superior strength.
- 375lb. weight per shelf.
- Four fixed full size shelves and one 10" half shelf.

"After one look I can see why this is one of the best steel cabinets on the market... I just love the door caddies!"



Series 268

- Three 3" heavy duty hinges per door.
- Riveted stiffener channels on all doors.
- Center supports on all shelves.
- Spray can caddy and small part tray are standard on both doors.
- Slam latches with locks are standard on all cabinets.

Model	Depth	Length	Height	weight	Gauge / material
Series 248	22"	48"	80"	352 #	18 ga galv.
Series 268	22"	60"	80"	375 #	18 ga galv.

2019 Special Edition 268SE Cabinets



Series 268SE

- We offer limited color options.
- Our new open bottom frame allows for forklift or pallet jack lifting.
- 300lb. weight per shelf.
- Adjustable 8" wide inside shelf for smaller parts.



"Did you know you can order these with CLEAR Plexiglass Doors"



Series 268SE

- Three 3" heavy duty hinges per door.
- Riveted stiffener channels on all doors.
- Center supports on all shelves.
- Spray can caddy and small part tray are standard on both doors.
- Slam latches with locks are standard on all cabinets.

Model	Depth	Length	Height	weight	Gauge / material
Series 268SE	22.5"	60"	80"	375 #	18 ga galv.

Series 258 Storage and Supply Cabinet



Series 258

"Hi, my name is Bob and I have two of these in my repair shop... I love the new door design!"



Series 258

- Comes with two 100lb. drawers with compartments built into center shelf.
- Our engineered corner frames have a double offset for superior strength.
- Includes a 6" wide x 54" pegboard mounted on the back wall.
- All shelves are rated for 250lbs. each.
- All new door design with extra stiffener channels all around.
- Spray can caddies and small parts trays on each door.

Model	depth	length	height	weight	Matl / finish
Series 258	20.5"	54.5"	80"	265 #	20 ga / galv.

Single Door Cabinets - Great For Tools and Supplies




Series 138

- Galvanized steel construction provides strength, durability and corrosion resistance.
- Our engineered corner frames have a double offset for superior strength and shelves are spaced for larger areas on the bottom of cabinet.
- Riveted box channels on all doors for extra strength plus spray can holders and small part trays on all doors.
- We use channel stiffeners on all shelves.
- Slam latches with locks are standard on all cabinets.



Series 238



Model	depth	length	height	weight	Matl / finish
Series 238	22"	36"	80"	250#	18 ga / galv.
Series 138	18"	32"	80"	228 #	20 ga / galv.

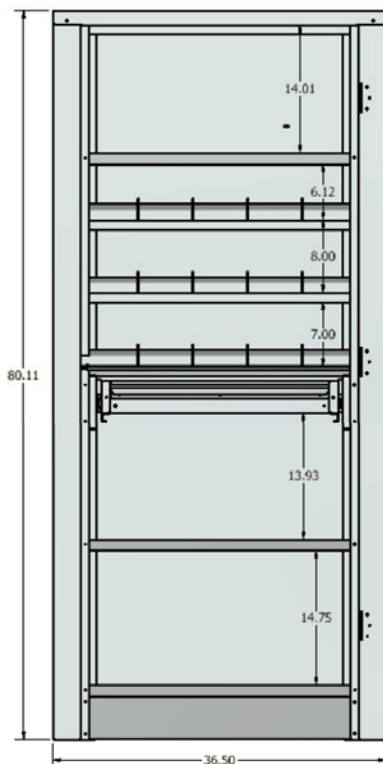
Series WC36 Welding Supply Cabinet



Series WC36



"Great supply cabinet I don't know how I got by without one. I love the small part drawer for all my welding consumables."



- Galvanized steel construction.
- Designed for organizing and storing welding supplies.
- 15 shelf bins compartments offers lots of options for organizing items.
- Single drawer with 18 metal compartments for small parts.
- Full width shelf on top and two on bottom are design to support 300lbs. each.
- Slam latches with locks are standard on all cabinets.
- Can caddy and parts tray on each door.

Model	depth	length	height	weight	Matl / finish
Series WC36	21.5"	36.5"	80"	280 #	18 & 20 ga / galv.

Series 238XL 36" Adjustable Shelf Cabinet



Series 238XL



"Hi. This is really nice if you need to change the shelf spacing or just want to remove a shelf."

NEW

- Designed with five adjustable shelves.
- Great for smaller items or the option to remove a shelf for larger items.
- Comes with an optional electronic door lock for added security.
- Pegboard panels on the back and side for added storage options.
- Six hole can caddy on door.

Model	depth	length	height	weight	Matl / finish
Series 238XL	21"	34.5"	80"	280 #	18 ga. / 20 galv.

Series UC36 Single Door Utility Cabinet



Series UC36



- Galvanized steel construction provides strength and corrosion resistance.
- Our engineered corner frames have a double offset for superior strength and durability.
- This design has 60" opening. Great for large items.
- All new stiffener channels on doors for extra strength and durability.
- A full width shelf on top plus pegboard on sides for extra storage options.
- Slam latches with locks are standard on all cabinets.

Model	depth	length	height	weight	Matl / finish
Series UC36	22.25"	36.25"	80"	195 #	18 & 20 ga / galv.

Multipurpose Bin Cabinets - A Great Way To Organize



Series 137B Cabinet

- Galvanized steel construction provides strength and corrosion resistance.
- All cabinets have the proper height for good visibility to all the compartments.
- The bin compartments are 12" and 14" deep.
- Angled front lip on all bins for easy parts access.
- Our series 137B comes with a door and lock.
- New for 2019 - Our Series BC30.



Series 42B Bin Cabinet



model	depth	length	height	bins	weight
Series 137B	16..5"	36."	74"	30	235#
Series 42B	14"	46"	72"	42	220 #
Series BC30	18"	30"	72"	30	165#

Space Saver Cabinet - Great For Garage



Series 127

- 20 gauge galvanized steel construction provides strength durability and corrosion resistance.
- Riveted box channels on all doors for extra strength.
- Slam latches with locks are standard on all cabinets.
- Come with standard with five 75lb. rated shelves.



"I put two into my garage, one for my wife and one for me. You wouldn't believe how much she loves me now."

Model	depth	length	height	weight	Matl / finish
Series 127	18"	28"	72"	125 #	20 ga / galv.

Series PSL30 Personal Sports Locker Cabinet



"Works great for sport equipment or guns and fishing supplies I use mine as a personal locker."

Series PSL30



- Comes with top shelf with corner cutout for fishing rods or longer items.
- All galvanized construction with corner frames with a double offset for superior strength.
- Includes hooks and pegboard on back and sides for more storing options.
- 9 stall gun rack with padding.
- All new door design with slam latch and electronic lock.
- Can caddies and small parts tray on door.

Model	depth	width	height	weight	Matl / finish
Series PSL30	20"	30"	76"	125#	20 ga / galv.

Space Saving Wall Mounted Cabinets - For Any Area



Series 143



Series 134



Series 163



Series 113



WC24

- 20 gauge galvanized steel construction.
- We offer 4 sizes in our wall mount cabinets.
- Slam latches with locks are standard on all wall mount cabinets.

Model	depth	length	height	weight	Matl. / finish
134	18"	36"	40"	92 #	20 ga / Galv.
143	12"	48"	32"	106 #	20 ga / galv.
163	12"	60"	32"	125 #	20 ga / galv.
WC24	12"	24"	36"	50#	20 ga. /Galv.
113	7.75"	14"	32"	25 #	20 ga / galv.

36" and 48" Horizontal Wall Cabinets



Series HC48



Series HC36

- Galvanized steel construction provides strength, durability and corrosion resistance.
- Riveted box channels on all doors for extra strength.
- Spring loaded pivoting door to keep the door closed or open.
- Come with standard with five 75lb. rated shelves.

Model	depth	length	height	weight	Matl / finish
Series HC36	14"	36"	17"	42#	20 ga / galv.
Series HC48	14"	48"	17"	48 #	20 ga / galv.

Industrial Work Desk With Drawer and Paper Organizer



Series 344

KEY FEATURES:

- 200lb. ball bearing slides.
- Lockable slam latch on bottom cabinet.
- Double offset corner frames and legs.
- Wood base top support for extra strength.
- 14 gauge heavy duty zinc hinges.



Series 344

- 18 gauge galvanized steel construction.
- 4" deep x 36" wide drawer for dust free storage.
- Large bottom storage area with doors.
- Works great for all your paperwork or paper filing and computer work station.
- 18 gauge stainless steel sloped tops are now standard.

Model	depth	length	height	weight	Matl / finish
Series 344	28"	40"	40"	180#	18 ga / ss

LP Tank Storage Cabinets - New for 2019



Series LPT6



"Best way to keep all your tanks safe and protected from theft."

- G90 galvanized steel construction provides strength, durability and corrosion resistance.
- Engineered corner frames with a double offset for superior strength.
- 350lb weight per shelf.
- Three fixed full-size shelf with tank trays.



Series LP12

- Three 3" x 3" heavy duty hinges per door.
- Heavy duty base channels for extra support.
- All new door design with riveted stiffener channels.
- Slam latches with locks on all doors.

Model	Depth	Length	Height	weight	Tank / capacity
Series LP12	32.5"	66"	66"	415 #	12 tanks
Series LPT6	32.5"	35"	66"	205 #	6 tanks

Series WB28 Workbench With Steel or Wood Top



Series WB28-cab

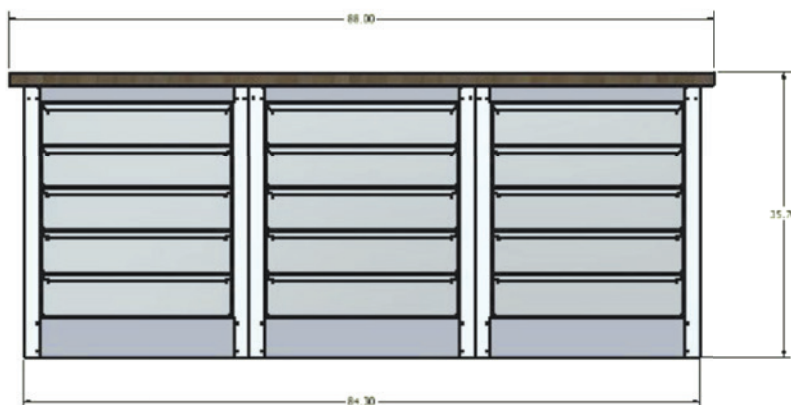
Series WB28

- Galvanized steel construction with the option to powder-coat any color.
- 1.5" thick solid hardwood maple work tops with bevel edges.
- Our premium quality modular work benches are available in different styles and sizes allowing you to choose the option that best fits your needs.

"We use only Fulterer 200lb. ball bearing drawer slides."



Our all new modular design gives you the option to order two or more 28" wide base units and build a workbench up to 12ft. long. We offer a five drawer unit and a single drawer with cabinet door base unit.



Model	depth	length	height	weight	Matl. / finish
WB28	28"	28"	34"	245#	18 ga galv.
WB28-cab	28"	28"	34"	210#	18 ga. Galv.

Medium Duty Work Tables With Bottom Shelf and Drawers



Series 3800 table



Series SC34 shop cart



Series 3500 table



"Front and back 12" deep shelves are great for all your tool storage."

- 16 gauge galvanized steel construction on all our tables provides strength and durability.
- The series 3500 table comes with a full length drawer.
- Drawer size: 4"D x 40"L x 20"W with 200lb. ball bearing slides.

We also offer stainless steel carts and tables.

Model	depth	length	height	weight	Matl. / finish
3800	34.5"	95.5"	34	300 #	16 ga Galv.
3500	30.5"	60.5"	34"	200 #	18 ga galv.
SC34	30"	40"	35"	105 #	14 ga. Galv.

Series MB60 Mobile Workbench With Bottom Shelf and Drawer



Series MB60

"I like how easy it is to move around."



- 16 gauge galvanized steel construction on all our tables provides strength and durability.
- Full size bottom shelf for extra part storage.
- 6" heavy duty casters.
- The Series MB60 comes with a drawer and 200lb. ball bearing slides.

Model	depth	length	height	weight	Matl. / finish
MB60	30.27	59.2"	37"	285#	16 ga Galv.

42" Mobile Cabinet With Drawer



Series MC42

- 18 ga. galvanized construction.
- High Quality powder-coating provides a durable and attractive finish.
- 4" deep x 38" wide x 24" long top drawer with 200lb. ball bearing slides.
- 18 gauge stainless steel table top.
- Two door bottom storage with shelf.
- Two stainless steel side handles.
- 5" dia. heavy duty swivel casters.



Series MC42



"We have one on each jobsite. They are great for keeping all our blueprints and personal gear stored."



Model	Depth	Length	Height	weight	Gauge / material
Series MC42	26.5"	42"	38"	210 #	16 ga Alum./ SS

Series BTC36 Brake Tooling Cabinet



Series BTC36

KEY FEATURES:

- Four 450lb. pullout shelf trays.
- Shelf spacing can be height adjusted at 1" increments.
- 200lb. top drawer for storing all your press brake instruments.



Series BTC36

"Our guys just love the top drawer for storing all their calipers and gauges."



- Heavy duty galvanized construction for strength and durability.
- Shelf size: 28" x 24" deep.
- **Designed for press brake punch and die tooling.**
- Four 450lb. capacity adjustable shelf.

Model	depth	length	height	weight
Series BTC36	30.5"	36"	54"	275#

Series DC44 Industrial Tooling Drawer Cabinet



Series DC44

KEY FEATURES:

- Fuller 450lb. ball bearing drawer slides.
- Full length formed drawer handles.
- Deep formed top and side support channels.



"Did you know this new design has a slot for forklift."



Series DC44

- 18 gauge galvanized main frame construction.
- Drawer size: 25" long x 38" wide x 4" deep.
- **Designed for press brake punch and die tooling.**
- Eight 450lb. capacity drawers.
- Overall size: 30"D x 44"W x 56"H.
- Weight 554lbs.

Model	depth	length	height	weight	Matl / finish
Series DC44	30"	44"	56"	554#	18 ga

Series DC6030 Industrial 60" Drawer Cabinet



KEY FEATURES:

- 450lb. ball bearing slides.
- Full length formed drawer handles.
- Deep formed top and side support channels.

Series DC6030



"Hey Joe, I have two of these that I use for organizing all my spare parts and fasteners."

- 18 gauge galvanized construction for strength and durability.
- Eight drawers 24" x 25" x 2.5" deep.
- One drawer 24" x 25" x 7" deep.
- Adjustable metal compartment dividers included.
- Works great for organizing all your small parts and fittings.
- Nine 450lb. capacity compartment drawers.
- Overall size: 28"D x 30"W x 60"H.

Model	depth	length	height	Matl / finish
Series DC6030	28"	30"	60"	18 ga

Series DC30 Industrial Drawer Cabinet

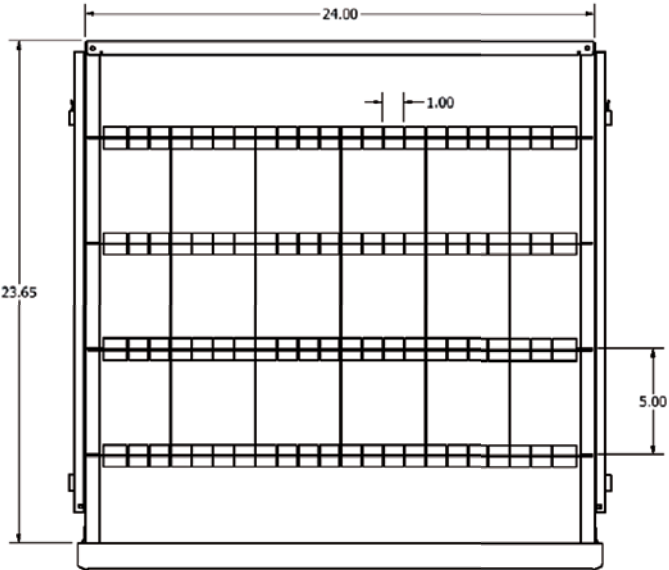


Series DC30

- 18 gauge galvanized construction for strength and durability.
- Six drawers 24" x 24" x 3.5" deep.
- Bottom drawer 24" x 24" x 7" deep.
- Adjustable metal compartment dividers.
- Works great for organizing all your small parts and fittings.
- Nine 450lb. capacity compartment drawers.
- Overall size: 28"D x 30"W x 60"H.
- Weight: 360lbs.

KEY FEATURES:

- Fuller brand 200lb. ball bearing drawer slides.
- Full length formed drawer handles.
- Deep formed top and side support channels.



Top View Drawer Layout

Model	depth	length	height	weight	Matl / finish
Series DC30	28"	30"	48"	360#	18 ga / galv.

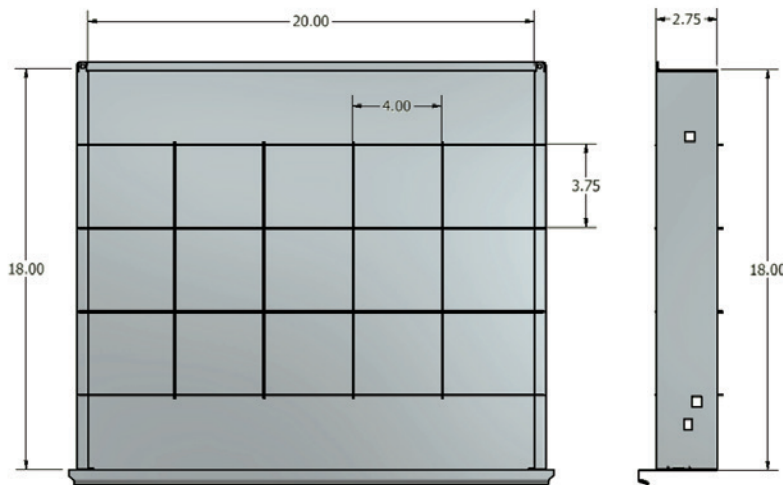
Series DM24 Modular Drawer Cabinet



Series DM24

KEY FEATURES:

- 100lb. ball bearing slides.
- Full length formed drawer handles.
- Adjustable metal compartment dividers.
- 15 compartments 4" x 3.75".
- Two compartments - 3.75" x 20".



Top and Side View of Drawer Layout

- 20 gauge galvanized construction for strength and durability.
- Drawer size: 18" long x 20" wide x 2.75" deep.
- Designed to fit our Series 268 cabinet.
- Works great for organizing nuts, bolts and screws.
- Four 75lb. capacity compartment drawers.

"I use them on all my work benches. It's really good for all my fasteners."



Model	depth	length	height	weight	Matl / finish
Series DM24	19.5"	24"	17"	77#	20 ga / galv.

Series DC66 Tooling Cabinet



Series DC66



"Wow, 21 drawers! This thing will hold a lot of stuff."

"I like the lime green color. I need to ask my Guy to get me one for my birthday."



Series DC66

- 18 gauge galvanized steel construction with stainless steel tops.
- Powder coated finish provides a durable and attractive look.
- 21 drawers with 200lb. ball bearing slides.
- 7" deep bottom drawer for large tools or parts.
- 18 gauge stainless steel table top.
- Stainless steel side mounted handles.
- 6" diameter heavy duty swivel casters.

Model	Depth	Length	Height	weight	Gauge / material
Series DC66	27.6"	66"	43"	465 #	18 ga galv./SS

Series DC40 Tool Cabinet



Series DC40

- 18 gauge galvanized and stainless steel construction with stainless steel drawer fronts and tops.
- Powder-coated finish provides a durable and attractive look.
- Four 4" deep x 20" wide x 36" long drawers with 200lb. ball bearing slides.
- One 7" deep bottom drawer for large tools or parts.
- 18 gauge stainless steel table top.
- Stainless steel side mounted handles.
- 5" dia. heavy duty swivel casters.

"I love the stainless steel tops. Easy to clean and always looks good."



Model	Depth	Length	Height	weight	Gauge / material
Series DC40	26"	40"	38"	280 #	18 ga galv./SS

Series DC28 Mobile Tool Cabinet

New for 2018:

- Compact mobile tooling cabinet.
- Six drawers rated at 150lb. each.
- Two side mounted handles.
- Optional stainless steel top available”.



Series DC28

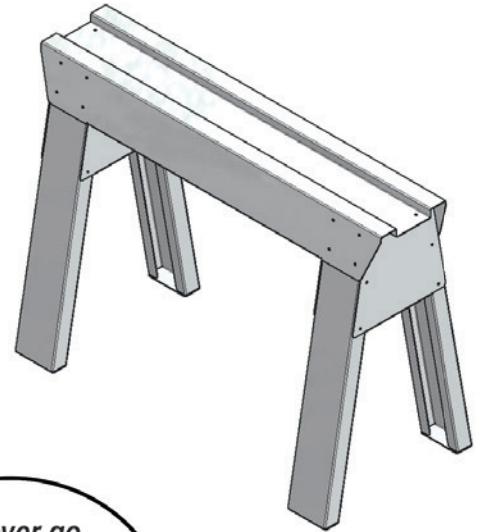
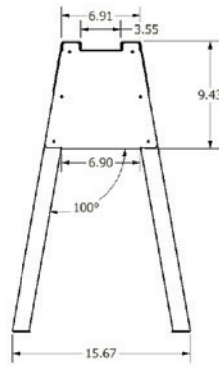
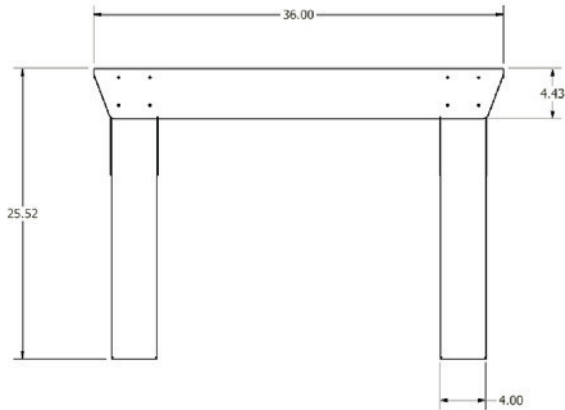


Series DC28

- 18 gauge G90 galvanized construction.
- 200lb. ball bearing slides.
- Side mounted handles.
- Two drawers 3” deep x 23” wide x 19” long.
- Three drawers 4” deep x 23” wide x 19” long.
- One drawer 6” deep x 23” wide x 19” long.
- 5” diameter swivel casters.

Model	Depth	Length	Height	weight	Gauge / material
Series DC28	22”	28”	40”	177 #	18 ga galv.

Heavy Duty Aluminum Sawhorse



"I never go out to a jobsite without mine. They have really helped me with my back problems."



- Light weight aluminum construction with recessed grooved top for work support and extra strength.
- Designed with four large support gussets on legs.
- Stackable design to save on space when stored.

Model	width	Length	Height	weight	Gauge / material
Series ASH090	16"	42"	25.75"	15#	.090" alum. 5052
Series ASH060	16"	36"	25.75	11 #	.060 " Alum 5052

Series WT634 Welding Table

"If you need a fast setup welding table then this is for you!"



- 3/8" steel welding table - laser cut.
- Sold as a DIY weld table kit with all the parts interlocking for a precise fit.
- Designed with 5" tall supports spaced every 10" OC.
- Customer has the option to make the table legs to any height.
- Comes with four leg mount bases.
- Designed to work with strong hand clamps and accessories.



Model	depth	length	width	weight	Material
WT634	6"	46"	36"	385#	3/8" steel

Series SS55 Stainless Steel Two Door Cabinet



Series SS55

Shelf Spacing:

- Bottom 18.5".
- 2nd from bottom 17.5".
- 3rd from bottom 16.5.
- Top 14.5".



This cabinet is designed for our new electronic door locks

- Built with high grade 304 stainless steel material.
- Our engineered corner frames have a double offset for superior strength.
- All shelves are rated for 250lbs each.
- All new door design with extra stiffener channels all around.
- Spray can caddies and small parts trays on each door.

Model	depth	length	height	weight	Matl / finish
Series SS55	22.75"	55"	80"	280 #	20 ga / SS.

2019 Cabinet List Price

Starland Metals LLC

59917-236th st

Gibbon ,MN 55335

for more pricing information call Larry

507-381-4248 larry@starlandfab.com

Industrial Grade Steel Storage Cabinets

Series	Desc.	depth	length	height	shelves	doors	finish	weight	list pr.
268	2- door 60" steel storage cabinet	22.5"	60"	80"	5	2	galv.	375	1500.00
258	2- door 54" steel storage cabinet with drawers	20.5"	54.5"	80"	5	2	galv.	250#	1360.00
248	2- door 48" steel storage cabinet	22.5:	48"	80"	5	2	galv.	325	1330.00
238	36" single door steel storage cabinet	22"	36"	80"	5	1	galv.	250	1080.00
238XL	36" single door with adjustable shelf	21.25	34.5"	80"	5	1	galv.	280#	1380.00
138	32" steel storage cabinet	18"	32"	80"	5	1	galv.	228	860.00
127	Space saver cabinet	18"	28"	72"	5	1	galv.	125#	670.00
134	2-door wall mount steel cabinet	18"	36"	40"	3	2	galv.	95	480.00
163	2-door wall mount steel cabinet	12"	60"	36"	3	2	galv.	130	580.00
143	2-door wall mount steel cabinet	12"	48"	36"	3	2	galv.	106	510.00
HC36	36" Horizontal wall cabinet	14"	36"	17"	2	1	galv.	42	310.00
HC48	48" Horizontal wall cabinet	14"	48"	17"	2	1	galv.	48	330.00
137B	40- hole Bin cabinet w/door	16.5"	33	74"	8	1	galv.	220	1100.00
WC36	36" welding supply cabinet	16.5"	36"	80"	8	1	galv.	230	1400.00
UC36	utility cabinet pegboard back & sides	20.25	36.25	80"	5	1	galv.	188	1020.00
3500	5 ft. steel work table with drawer	30"	60"	34"	1 drawer		galv.	190	960.00
3800	8 ft. steel work table with shelf	34.5"	95.5"	34"	2		galv.	300	1220.00
MB60	60" Mobile Work Bench	30"	59"	36"	1 drawer		galv.	210	1050.00
MC42	2 door mobile steel cabinet with 1- drawer	26.5"	42.25"	38"	1	2	Painted	210	1350.00
344	work Desk sloped top	28"	40"	40"	1	2	painted	180	1260.00
DC40	5 - Drawer cabinet	24"	40"	35"	5 drawers	2	painted	250	1480.00
DC28	28" tooling cart	22.7"	28"	40.5	6 drawers		galv.	177	1080.00
DC30	48" drawer cabinet with compartments	30"	28"	48"	8 drawers		painted	360	1760.00
DC6030	60" tall Drawer cabinet with compartments	28"	30"	60"	9 drawers		painted	405	2900.00
DM24	4 drawer modular cabinet with compartments	20"	24"	17"	4 drawers		galv.	77	392.00
WB28	Modular work bench cabinet with 5 drawers	28"	28"	34"	5 drawers		galv.	265	1150.00
WB28-H	Modular work bench cabinet with 1 drawer	28"	28"	34"	1 drawer		galv.	106	604.00
SC34	shop cart	30"	40"	35"	1		galv.	104	660.00
113	Narrow wall cabinet	7.75"	14"	32"	4	1	galv.	30	220.00
WC24	24" single door wall cabinet	12"	24"	36"	3	1	galv.	50	324.00
42B	42 hole Bin cabinet	14"	46"	72"	7		galv.	220	860.00



Pictured here are some custom built vending cabinets.

Dealer Contact

Our modular design allows you to design and setup your work area many different ways.

We offer tables, work benches, wall cabinets, bin cabinets, freestanding single and double door cabinets to suit all your needs.



We offer custom designed cabinets!